

## Global Trak



The Global Trak is a versatile, low cost global frequency RFID-on-and-off metal tag that is ideal for global asset management and datacenter servers. Its perfect size makes it to fit a wide variety of assets at a cost effective price.



Multi-Surface  
on/off metal



High performance  
to size ratio



Cost-effective



Global frequency



Various easily  
mounting systems



### Performance Characteristics

Read range (On metal) <sup>1</sup>	Up to 8 ft (2.5 m)
Read range (Off metal) <sup>1</sup>	Up to 6 ft (1.8 m)
Polarization	Linear
Attachment	Adhesive; build-in $\varnothing$ 0.1 in (2.6 mm) tethering hole

1. Fix reader

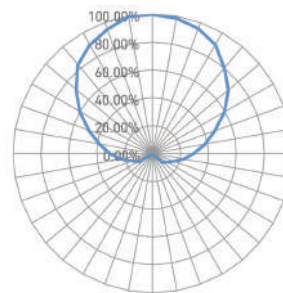
### Functional Specifications

RF protocol	EPC global Class 1 Gen2
Frequency	860-960 MHz (Global)
IC type (chip) <sup>1</sup>	Impinj Monza 4QT
Memory	128-EPC bits, 512-bit user memory
Material	Industry grade polymer

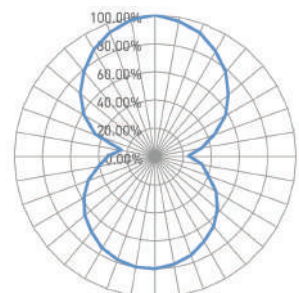
1. The chip data retention is up to 50 years, based on chip operating under general environment conditions.

### Radiation Pattern

On metal



Off metal



- Global supply chain
- Logistics
- Datacenter servers
- E-commerce

[LEARN MORE >](#)

### Environmental Specifications

Operational temperature	-40°C to +85°C
Survival temperature	-40°C to +85°C
IP rating	IP54
Compression strength	14.5 psi (100 kPa)
Shock (drop)	3 ft (1 m) to concrete/granite
Vibration	MIL-STD-810G

### Industry Compliance

RoHS	EU Directive 2011/65/EU
CE	Yes
ATEX/IECEX	Compliant
Warranty	1 year

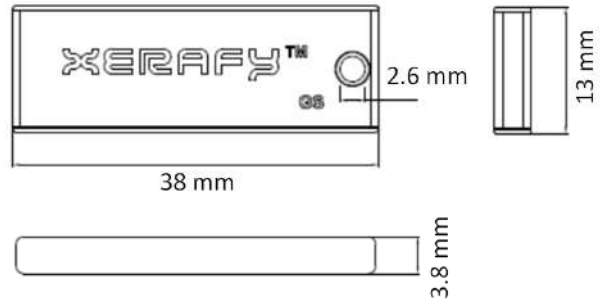
### Order Information

X0330-GL011-M4QT	Global Trak
Optional service	Encoding / Printing



### Product Dimensions and Weight

Dimensions (in)	1.50 x 0.51 x 0.16
Tolerance	+/- 0.02
Dimensions (mm)	38 x 13 x 3.8
Tolerance	+/- 0.35
Tethering hole diameter	0.1 in +/-0.008 (2.6 mm +/-0.2)
Weight	0.09 oz (2.6 g)



### Installation Instructions

Instructions for optimal performances:

1. Clean the surface using Isopropyl alcohol, alcohol pad or equivalent solvent to ensure surface is free from dirt, dust, oil and misc, debris that may affect adhesion.
2. Handle the tag by edges, peel release liner from back ensuring not to touch the adhesive.
3. Place the tag in desired tagging location and firmly apply even pressure to the tag for 5 seconds.
4. Do not disturb newly mounted tag for at least 15 minutes to ensure proper adhesive seating.

#### About Xerafy

Xerafy designs and manufactures the world's toughest RFID tags to power Industrial IoT applications in Aerospace, Oil & Gas, Automotive, Healthcare and Manufacturing.

For Product inquiries: [sales@xerafy.com](mailto:sales@xerafy.com)  
Singapore | China | US | UK

GO TO WEBSITE >